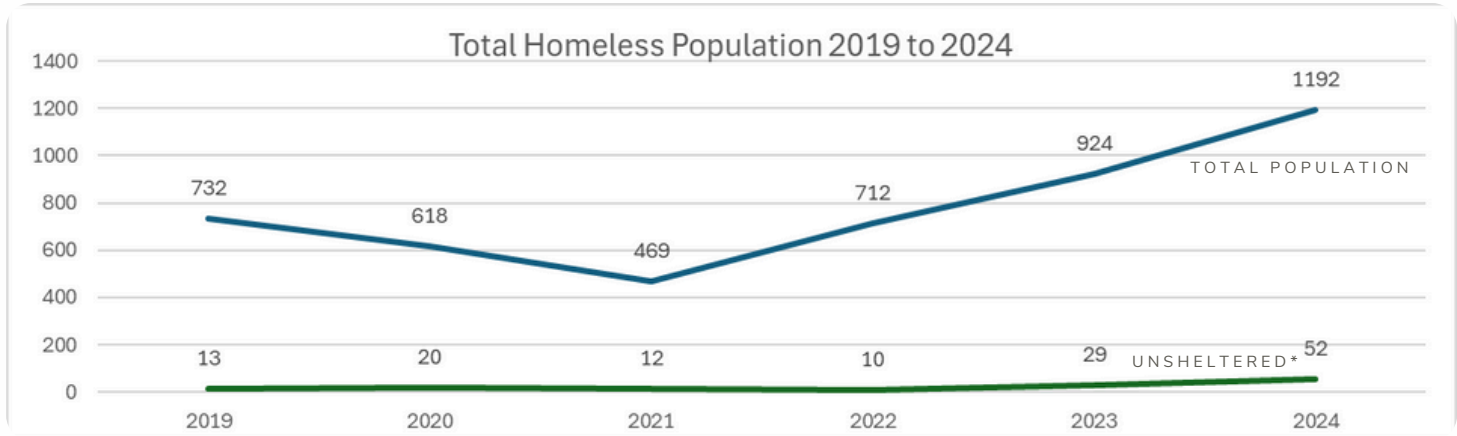


# POINT IN TIME AND HOUSING INVENTORY DE-BRIEF

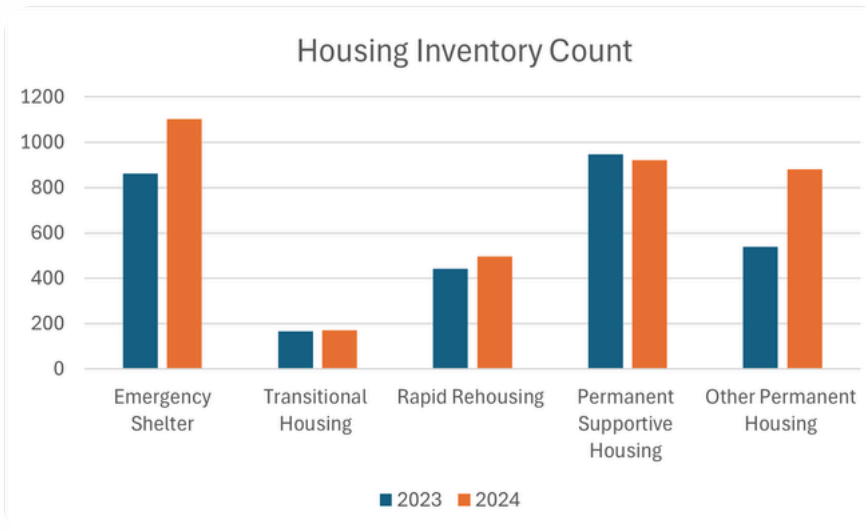
The Housing and Homeless Coalition of CNY collects and analyzes data from the homelessness response system for Cayuga, Onondaga, and Oswego Counties. The Point in Time Count and Housing Inventory Count capture a one-day snapshot of both the number of people experiencing homelessness and the number of beds dedicated to house people experiencing homelessness.

The Point in Time and Housing Inventory Count data was captured on January 24, 2024.



Prior to the Covid-19 Pandemic, Central New York was decreasing homelessness annually. As a result of rising rental costs, loss of available housing to disinvestment, and various economic factors, homelessness has **increased over 60%** since 2019.

\*Note: the unsheltered count is included in the total population depicted above.



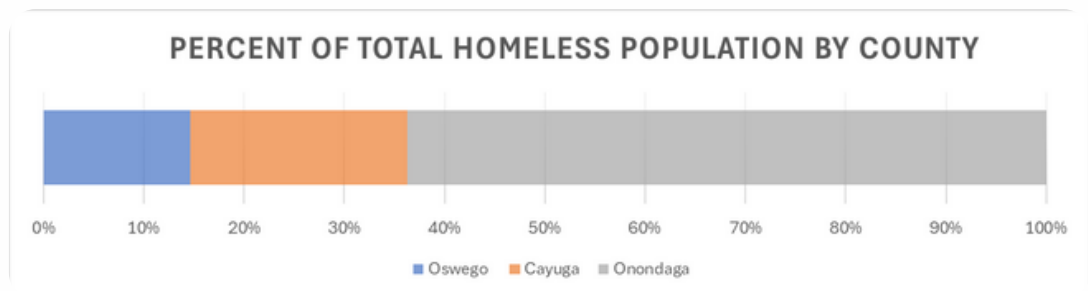
### DEFINITIONS

- **Emergency Shelter\*\*:** Short term emergency stays in congregate or non-congregate shelters
- **Transitional Housing:** Medium term residential stays, up to two years
- **Rapid Rehousing:** Medium term permanent housing subsidy, up to two years
- **Permanent Supportive Housing:** Long term subsidy for people with disabilities
- **Other Permanent Housing:** Long term subsidy without disability requirement

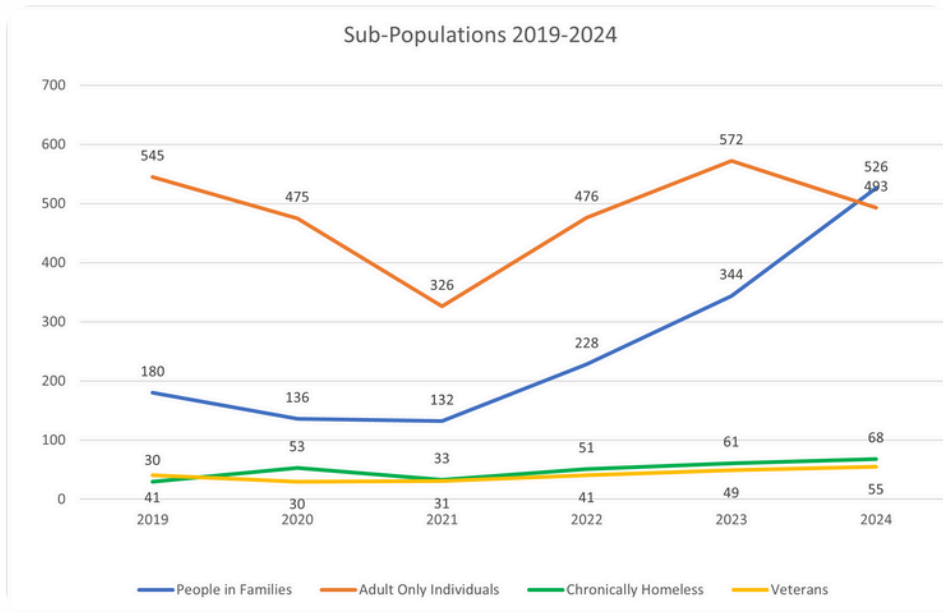
\*\*Note: Emergency shelter beds will increase to accommodate need by using hotel/motel stays, increase does not reflect increase in congregate availability

### METHODOLOGY

On the night of the Point in Time count, over 100 volunteers canvas the Continuum of Care's three county region (Cayuga, Onondaga, and Oswego) surveying people who staying in places not meant for human habitation. That data is then de-duplicated and combined with emergency shelter and transitional housing data pulled from the Homeless Management Information System database, as well as aggregated data collected from emergency shelters serving survivors of domestic violence.



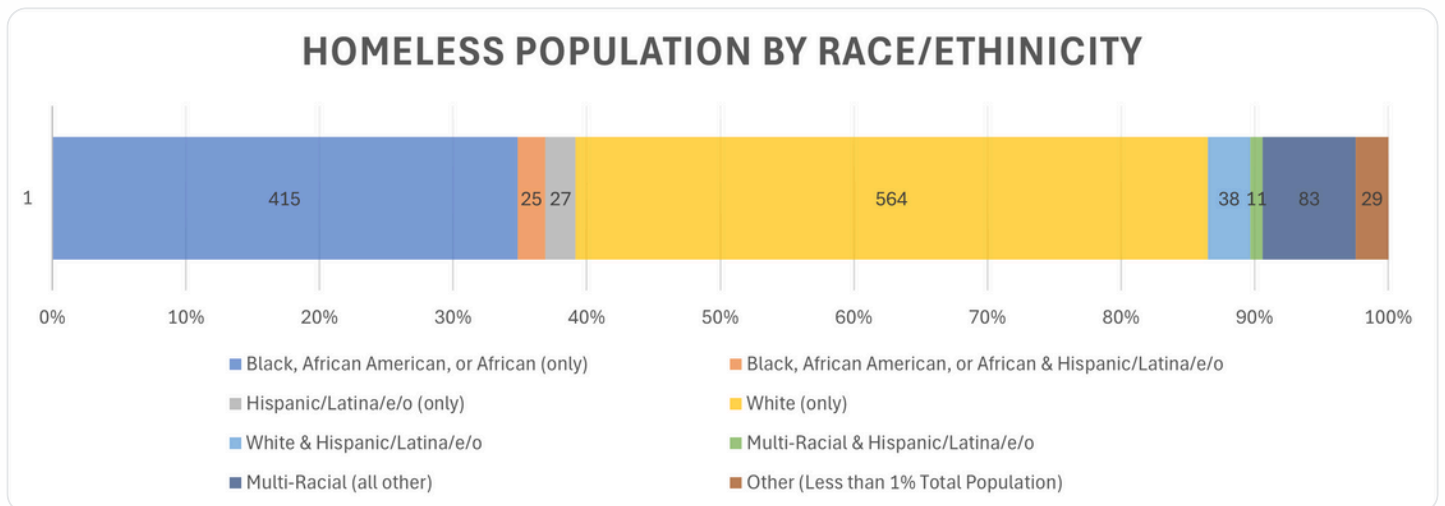
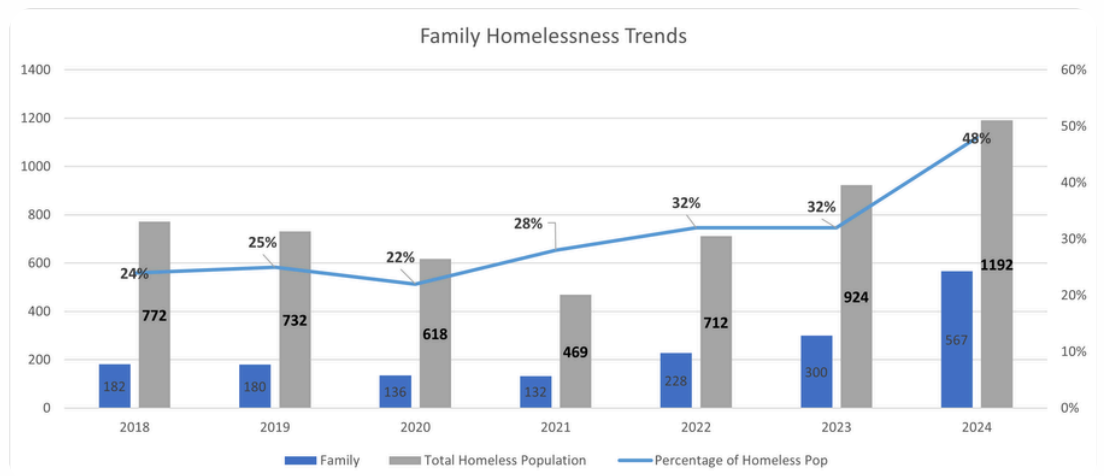
# SUB-POPULATIONS



The Point in Time Count breaks down into single individuals, the number of people in families, veterans, and people who are chronically homeless.

Note: the number of people in families is not the number of households. It is a count of all members in a family. Chronically homeless is defined as someone who has a disability and has experienced homelessness for more than 12 months in the past 3 years.

Increases in families experiencing homelessness has been on the rise since the COVID-19 pandemic. Prior to 2020, the Central New York community had made great strides in making family homelessness rare and brief.



The Point in Time Count gathers demographic information. Historic and systemic discriminatory housing policies and practices perpetuate the large disparities that continue to exist for Black/African American households needing to use emergency shelters.

# MAIN TAKEAWAYS

- OVERALL HOMELESSNESS HAS INCREASED 63% SINCE 2019, AND OVER 150% SINCE HISTORIC LOWS IN 2021
- FOR THE FIRST TIME IN RECENT HISTORY, THE NUMBER OF PEOPLE IN FAMILIES IN SHELTER IS HIGHER THAN SINGLE INDIVIDUALS, WITH FAMILY HOMELESSNESS INCREASING BY 192% SINCE 2019
- ONLY 4.5% OF PEOPLE EXPERIENCING HOMELESSNESS ON THE NIGHT OF THE COUNT WERE UNSHELTERED
- ONONDAGA COUNTY CONTINUES TO HAVE THE HIGHEST PERCENTAGE OF THE CONTINUUM OF CARE'S POPULATION, INCREASES IN HOMELESSNESS OCCURRED IN ALL THREE COUNTIES
- BLACK/AFRICAN AMERICAN HOUSEHOLDS ARE DISPROPORTIONATELY REPRESENTED IN SHELTER (40% IN SHELTER: 8.5% OF THREE COUNTY CENSUS)
- DESPITE INCREASES IN PERMANENT HOUSING BEDS AVAILABLE, THE GROWTH IS NOT MEETING THE NEEDS OF PEOPLE EXPERIENCING HOMELESSNESS

# RECOMMENDATIONS

**Right-size** congregate and non-congregate shelter options for people experiencing homelessness

**Encourage** affordable housing development that is responsive to community needs

**Centralize** and expand property owner engagement

**Invest** in homelessness prevention and upstream causes of homelessness, particularly targeted to marginalized groups mostly likely to end up in emergency shelter

**Increase** funding for federal Homeless Assistance grants in FY25 to \$4.75 billion to fund critical permanent housing and supportive programming for people experiencing homelessness

**Make** Housing Choice Vouchers (Section 8) an entitlement, giving house subsidies to all who qualify

The Housing and Homeless Coalition of CNY is a community collaborative, acting as the Continuum of Care for homelessness services. Our mission is to assess community needs and develop a comprehensive community strategy and coordinated network of services to reduce, prevent, and ultimately end homelessness and housing vulnerability in Central New York. For full data set, please visit: [hhccny.org](http://hhccny.org).